

Ticem Ileri Yapı Teknolojileri San.Tic.Dan.Ltd.Sti

Address: Resitpasa Neighborhood Katar Street ARI 1


Bulding Apartment No:8 Sarıyer/ISTANBUL

Tel: 0212 276 5 276

Fax: 0212 276 62 65

TEST REPORTReport No. **R.22.283.0004**

Customer Name / Address	Yapıdetay Enerji San. ve Tic. Ltd. Şti/ Head Office- Production Facility: Leather OSB Mh. Nubuck Cd. Istanbul Leather OSB Site YB-6A Outer Door No:10 Tuzla- Istanbul
Manufacturer	Yapıdetay Enerji San. ve Tic. Ltd. Şti
Order No.	00015
Identity of the Sample / Date of Sample Acceptance	NovaClamp and NovaFlat Solar Energy Pitched Roof Systems / 27.01.2022
Environmental conditions	16°C %69 Rh
Test Method / Test Instructions	Tensile test
Remarks	-
Place and date of test	PTT Evleri Neighborhood. Zerdali Cikmazi Street No:8 Sarıyer / ISTANBUL / TURKIYE / 28.01.2022

	Date 31.01.2022	General Manager Dr. Bekir Yılmaz PEKMEZCI
---	---------------------------	---

The results presented in this report represent the properties of tested material or system delivered by customer

This document was signed with secure electronic signature according to Electronic Signature Law number 5070.



Yapıdetay Enerji San. ve Tic. Ltd. Şti

Tensile tests were carried out on specimens that you sent to our laboratory. You stated that name of NovaClamp and NovaFlat specimens have manufactured by you in your application. Test details and experimental results are given in this report.

Controlled by Technical Personnel: Kadir Yaşar ULUDAĞ	Tested and Controlled by Laboratory Manager: Mehmet GÖKPINAR
This document was signed with secure electronic signature according to Electronic Signature Law number 5070.	



Experimental studies

Tensile tests on solar energy pitched roof systems were carried out. Loads were increased gradually and recorded by computer simultaneously. Test was conducted by using hydraulic jacks with definition numbers of 9501 and 9502 on NovaFlat specimen. Loads were measured by using manometer with definition number of 0301 on NovaFlat specimen. Test was conducted by using MTS with definition numbers of 1001 on NovaClamp specimen. The load was increased, gradually until the failure of the samples. The maximum load was recorded. Test results are given in Table 1. Failure mode of the specimen is given in Annex. Picture during the test is given in Annex.

Table 1. Tensile tests results

Specimen	Maximum Load (kN)
NovaClamp	5,47
NovaFlat (System 1)	5,33
NovaFlat (System 2)	5,51

Controlled by Technical Personnel: Kadir Yaşar ULUDAĞ	Tested and Controlled by Laboratory Manager: Mehmet GÖKPINAR
This document was signed with secure electronic signature according to Electronic Signature Law number 5070.	



Annex. Figures




Figure 1a. Picture of NovaClamp specimen tensile test setup




Figure 1b. Picture of NovaClamp specimen failure mode



Figure 2a. Picture of NovaFlat specimen tensile test setup (System 1)



Figure 2b. Picture of NovaFlat specimen failure mode (System 1)

Controlled by Technical Personnel: Kadir Yaşar ULUDAĞ	Tested and Controlled by Laboratory Manager: Mehmet GÖKPINAR
This document was signed with secure electronic signature according to Electronic Signature Law number 5070.	






Figure 3a. Picture of NovaFlat specimen tensile test setup (System 2)



Figure 3b. Picture of NovaFlat specimen failure mode (System 2)

-END OF THE REPORT -

Controlled by Technical Personnel: Kadir Yaşar ULUDAĞ	Tested and Controlled by Laboratory Manager: Mehmet GÖKPINAR
This document was signed with secure electronic signature according to Electronic Signature Law number 5070.	

